

# Lime Dosing

## Rotary Level Indicators ILT

14



### Description ▼

ILT-type Bin Level Indicators are designed for electric signalling by rotary action of minimum or maximum material level inside bins, hoppers or silos.

### Function ▼

As long as material is present, the paddle of the ILT Bin Level Indicator does not rotate. As soon as the material level sinks below the paddle radius, rotation restarts activating other system components. The top or side-mounted indicators are commonly used for materials having a bulk density ranging between  $0.5\text{t/m}^3$  (0.02 lb per cu in) and  $2\text{t/m}^3$  (0.08 lb per cu in).



### Application ▼

Typically ILT Rotary Level Indicators are fitted on the cylindrical part of a silo at the desired maximum or minimum level. Equipped with an extension rod, they can also be mounted vertically into the roof plate.

### Benefits ▼

- ✓ No material contact with the casing;
- ✓ Adjustable by resetting force spring in 3 positions;
- ✓ Double threaded fitting ensures system compatibility;
- ✓ Use with different materials in one single configuration;
- ✓ Easy and quick installation and replacement;
- ✓ Compact overall dimensions;
- ✓ Lightweight due to casing in aluminium alloy;
- ✓ Maintenance-free;
- ✓ Cost-effective.

# Lime Dosing

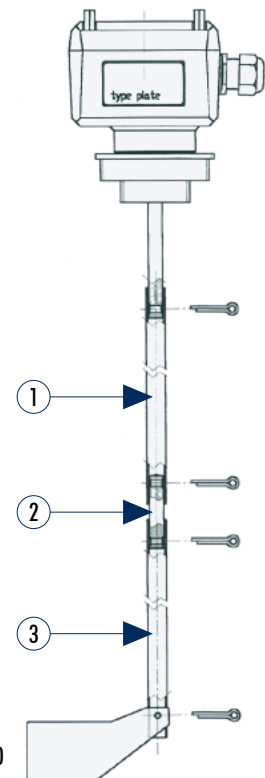
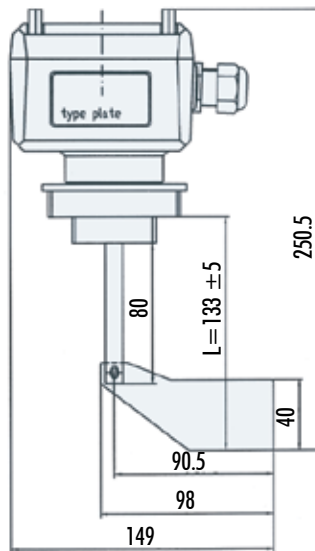
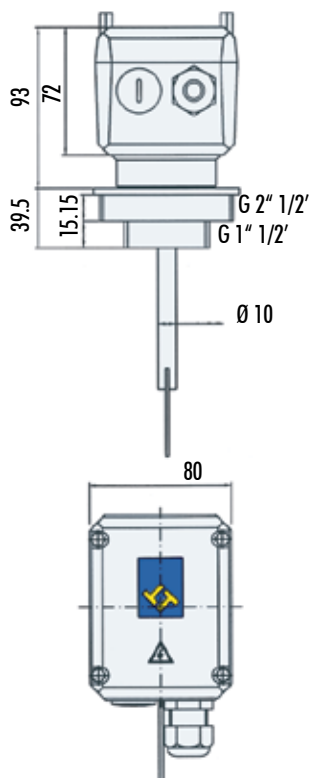
## Rotary Level Indicators ILT



### Technical Features / Performance ▼

- ▶ Voltages available: 24 V – 48 V (AC), 50-60 Hz;  
110 V – 230 V (AC), 50-60 Hz; 24 V (DC)
- ▶ Signal output: Floating microswitch AC max. 250 V, 2 A
- ▶ Standard connection: thread G 1½" – G 2½"
- ▶ Enclosure: IP 66
- ▶ Working temperature inside vessel:  
- 20 °C to 80 °C (- 4° F to 178° F)
- ▶ Vessel maximum pressure: max. 0.8 bar (12 PSI)
- ▶ Threaded fittings material: Plastic
- ▶ Rotating shaft and measuring paddle material: 304 stainless steel
- ▶ Casing material: Aluminium alloy
- ▶ Speed of measuring paddle: 1 rpm
- ▶ Friction clutch protection of gears from impacts  
on measuring paddle
- ▶ Self-opening double paddle for light materials
- ▶ Flanged connection as option
- ▶ Modular shaft extension up to 3 metres (10 ft)
- ▶ External light

### Overall Dimensions ▼



1: L = 500 / 1,000